

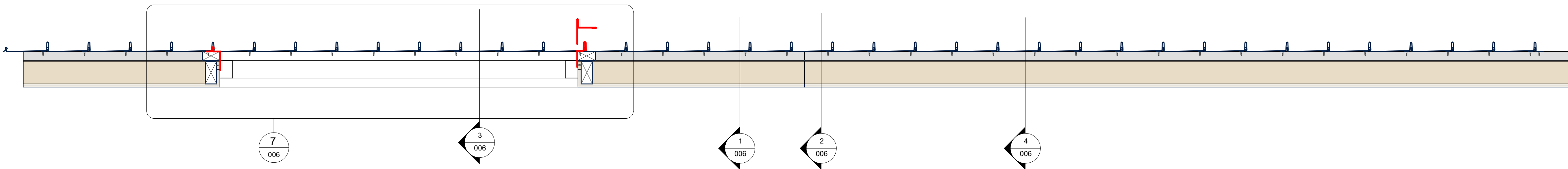
Detail - Opening Jamb  
Profile Specific

Detail - Opening  
Sill & Head  
Profile Specific

Detail - Parapet  
Profile Specific

Detail - Toe  
Profile Specific

Detail - Mansard Capping  
Profile Specific

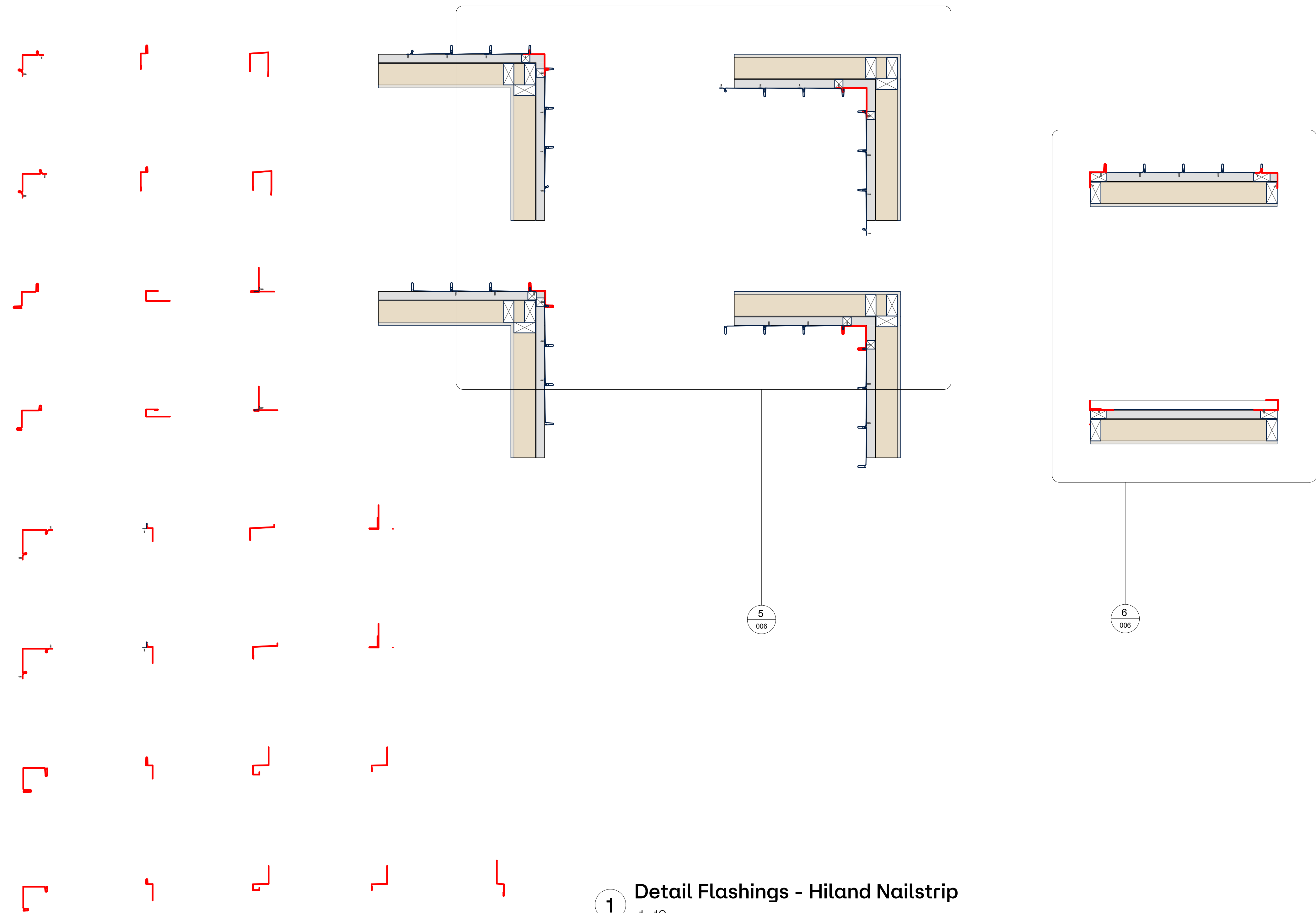


Detail - Flashings  
Profile Specific


Detail - External Corner  
Profile Specific

Detail - Internal Corner  
Profile Specific

Detail - End Cap  
Profile Specific



1 Detail Flashings - Hiland Nailstrip  
1 : 10



**STRATCO**  
**ARCHITECTURAL  
SOLUTIONS**

[www.stratco-arc.com.au](http://www.stratco-arc.com.au)

Head Office:  
125 Cavan Road,  
Gepps Cross SA 5074  
T. 1300 288 598  
E. [info@stratco-arc.com.au](mailto:info@stratco-arc.com.au)

Online Enquiries:  
<https://stratco-arc.com.au/enquiries/>

This document is to be used in conjunction with all other published information provided by the manufacturer (Stratco) including but not limited to;

- General Design Guides
- Product Specific Design Guides
- Selection, Use & Maintenance Guides

Suggested flashings and substrate details are a guide only.  
It is responsibility of the designer & installer to assure compliance with Australian Standards and National Construction Code.

No.	Description	Date
A	-	30.10.2024
1	Issued for distribution/ customer use	31.10.2024
2	Issued for distribution/ customer use	19.11.2024

**Stratco**  
**Hiland Details**

**2D  
Construction  
Details - Hiland  
Nailstrip 1**

Project number	0001
Date	31.10.2024
Drawn by	ASc
Checked by	EL

**005**

Scale	1 : 10
-------	--------